



Ball Valves

according to API / ASME / DGRL / DIN ISO

High pressure ball valves from -110 °C (-166 °F) to +550 °C (+1022 °F) in standard material or special material for extreme operating conditions

API 6A ball valves 1 13/16" – 11" API to 10,000 PSI

Automated ball valves SAV / POV / MOV as quick-closing valves or ESD


Double block and bleed ball valves in compact construction

Ball valves with intelligent, internal special functions

Construction for H₂S service according to special European and international customer specifications

Ball valve with special inner or outer coating including subsurface coating

Tailor-made ball valves



VALVE TYPE TBV


Body with floating or trunnion mounted ball

Three piece split-body - twin ball valve

Double block and bleed isolation valve

Range of production

1 13/16" – 3 1/16"	(DN 46 – 78)	up to API 10,000	(PN 690)
1" – 12"	(DN 25 – 300)	up to ANSI 2500	(PN 420)
2 1/16" – 11"	(DN 52 – 279)	up to API 5,000	(PN 345)
1" – 16"	(DN 25 – 400)	up to ANSI 1500	(PN 250)
2 1/16" – 13 5/8"	(DN 52 – 346)	up to API 3,000	(PN 207)




VALVE TYPE AST

Body with trunnion mounted ball

Two or three piece split-body

Range of production

2 7/8" – 7 1/16"	(DN 73 – 179)	up to API 10,000	(PN 690)
2 1/16" – 11"	(DN 52 – 279)	up to API 5,000	(PN 345)
2" – 12"	(DN 50 – 300)	up to ANSI 2500	(PN 420)
2" – 28"	(DN 50 – 700)	up to ANSI 1500	(PN 250)
2 1/16" – 13 5/8"	(DN 52 – 346)	up to API 3,000	(PN 207)



VALVE TYPE ASF

Body with floating ball

Two piece split-body

Range of production

1 13/16" – 2 9/16"	(DN 46 – 65)	up to API 10,000	(PN 690)
1/2" – 2"	(DN 15 – 50)	up to ANSI 600	(PN 100)
1/2" – 8"	(DN 15 – 200)	up to ANSI 150	(PN 20)



SPECIAL VALVES

For special media (dusts, granulates, solids)


For high cycle operations

Block design / Top-entry design

Ball Valve with integrated Back Pressure Valve

Range of production

Custom-made products, special designs and complex system solutions including high and low temperature applications



SCRAPER VALVE

With closure door (trap) for sending or receiving scrapers

Body with trunnion mounted ball

Three piece split body

Range of production

2" – 12"	(DN 50 – 300)	up to ANSI 2500	(PN 420)
2" – 24"	(DN 50 – 600)	up to ANSI 1500	(PN 250)